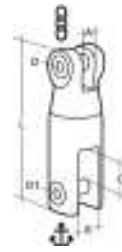


ANCHORS / CHAINS ANCHOR TO CHAIN CONNECTORS

**Swivel Anchor Connector**

Stainless Steel swivel connector. It slides smoothly over anchor rollers, while preventing chain snagging.

Cod.	For Chain D mm	A mm	B mm	C mm	D mm	D1 mm	L mm	UM	€
0123008	6/8	10	15	22	7	10	92	PCS	
0123010	10	12	18	26	11	11	115	PCS	
0123012	10/12	13	22	28	11	11	120	PCS	
0123013	12/14	18	28	32	14	16	140	PCS	

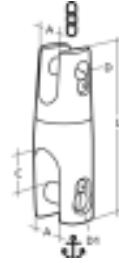


**Douglas Swivel Anchor Connector**

High resistance Stainless Steel swivel connector. It slides smoothly over anchor rollers, while preventing chain snagging. With pin fixing safety.

0123308 for anchors from 5 to 15 Kg  
0123312 for anchors from 10 to 15 Kg

Cod.	For Chain D mm	BL Kg	A mm	B mm	C mm	D mm	D1 mm	L mm	UM	€
0123308	6/8	2800	10	16	20	8	10	90	PCS	
0123312	10/12	7200	13	22	27	12	12	115	PCS	

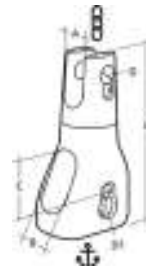


**Douglas HD Swivel Anchor Connector**

High resistance Stainless Steel swivel connector. It slides smoothly over anchor rollers, while preventing chain snagging. With pin fixing safety and reinforced anti-torsion anchor bracket.

0123309 for anchors from 7 to 18 Kg  
0123313 for anchors from 20 to 30 Kg  
0123314 for anchors from 30 to 50 Kg

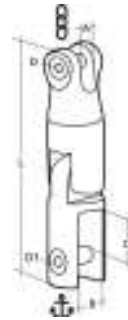
Cod.	For Chain D mm	BL Kg	A mm	B mm	C mm	D mm	D1 mm	L mm	UM	€
0123309	6/8	3200	10	16	30	8	10	92	PCS	
0123313	10/12	7800	15	22	30	12	13	117	PCS	
0123314	10/12	10800	15	27	37	12	15	122	PCS	



**Double Swivel Anchor Connector**

Stainless Steel double swivel connector. It slides smoothly over anchor rollers, while preventing chain snagging. It allows to set the anchor properly in the bow roller.


Cod.	For Chain D mm	A mm	B mm	C mm	D mm	D1 mm	L mm	UM	€
0133418	6/8	10	15	20	7	9	120	PCS	
0133422	10	13	18	28	10	10	160	PCS	



**TrimFix Anchor Connector**

Stainless Steel TrimFix long swivelling anchor connector. It runs in the bow anchor without stalling, prevents chain tangling. It allows to perfectly pull and store anchors into the bow rollers.

Cod.	For Chain D mm	A mm	B mm	D mm	L mm	UM	€
0133438	6/8	10	11 x 21	8	225	PCS	
0133440	10/12	14	14 x 27	12	310	PCS	



**Trimmer H.D. Anchor Connector**

Douglas type Stainless Steel anchor double-swivel head and fork connector. It runs in the bow anchor without stalling, prevents chain tangling. It allows to perfectly pull and store anchors into the bow rollers. No extra shackles needed to connect the anchors.

0133428 for anchors from 7 to 16 Kg  
0133432 for anchors from 20 to 30 Kg  
0133433 for anchors from 30 to 50 Kg

Cod.	For Chain D mm	BL Kg	A mm	B mm	C mm	D mm	D1 mm	L mm	UM	€
0133428	6/8	3200	10	16	27	8	10	200	PCS	
0133432	10/12	7800	16	22	32	12	13	240	PCS	
0133433	10/12	10800	16	27	36	12	15	250	PCS	

