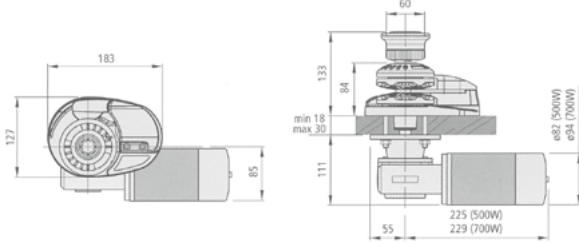


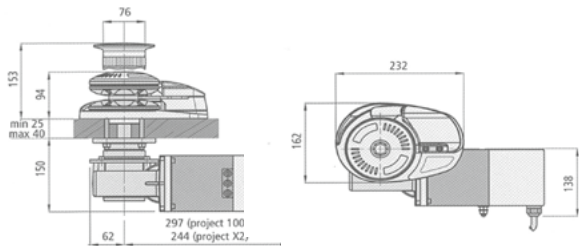
| Low     | High    | Watt | Volt | Max inst. pull Kg. | Speed rec. mt/min. | Ø chain mm. | Ø rope mm. | Amp. | Weight Kg. |
|---------|---------|------|------|--------------------|--------------------|-------------|------------|------|------------|
| 0303200 | 0303202 | 500  | 12   | 550                | 14/16              | 6           | 12         | 60   | 10         |
| 0303207 | 0303204 | 500  | 12   | 550                | 14/16              | 8           | 12         | 60   | 10         |
| 0303201 | 0303203 | 700  | 12   | 700                | 15/18              | 6           | 12         | 70   | 13         |
| 0303205 | 0303208 | 700  | 12   | 700                | 15/18              | 8           | 12         | 70   | 13         |



**X1**  
suitable for boats from 6 to 9 mt. Low with gypsy only. High with drum and gypsy.  
**Complete with control box and handle.**



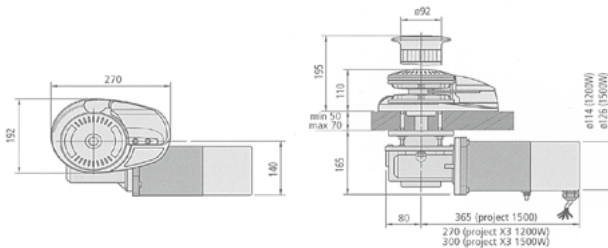
| Low     | High    | Watt | Volt | Max inst. pull Kg. | Speed rec. mt/min. | Ø chain mm. | Ø rope mm. | Amp. | Weight Kg. |
|---------|---------|------|------|--------------------|--------------------|-------------|------------|------|------------|
| 0303611 | 0303622 | 1000 | 12   | 1000               | 25/45              | 6           | 16         | 117  | 24         |
| 0303612 | 0303625 | 1000 | 12   | 1000               | 25/45              | 8           | 16         | 117  | 24         |
|         | 0303623 | 1000 | 24   | 1050               | 25/45              | 6           | 16         | 59   | 24         |
| 0303614 | 0303624 | 1000 | 24   | 1060               | 25/45              | 8           | 16         | 59   | 24         |
| 0303613 | 0303626 | 1000 | 12   | 1000               | 25/45              | 10          | 16         | 59   | 24         |



**X2**  
suitable for boats from 8 to 14 mt. Low with gypsy only. High with drum and gypsy.  
**Complete with control box and handle.**



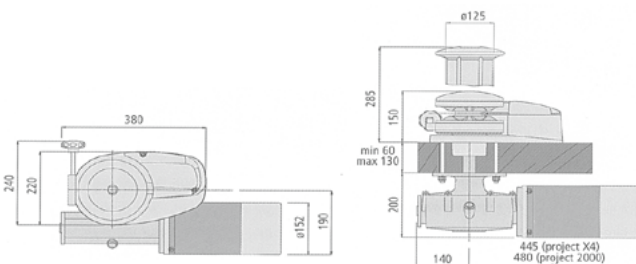
| Low     | High    | Watt | Volt | Max inst. pull Kg. | Speed rec. mt/min. | Ø chain mm. | Ø rope mm. | Amp. | W. Kg. |
|---------|---------|------|------|--------------------|--------------------|-------------|------------|------|--------|
| 0303632 | 0303642 | 1500 | 12   | 1200               | 15/35              | 10          | 16/18/20   | 130  | 35     |
| 0303634 |         | 1500 | 24   | 1270               | 15/35              | 10          | 16/18/20   | 65   | 35     |



**X3**  
suitable for boats from 13 to 18 mt. Low with gypsy only. High with drum and gypsy.  
**Complete with control box and handle.**



| Low     | High    | Watt | Volt | Max inst. pull kg. | Speed rec. mt/min. | Ø chain mm. | Amp. | Weight Kg |
|---------|---------|------|------|--------------------|--------------------|-------------|------|-----------|
| 0303650 | 0303653 | 2300 | 24   | 2000               | 12/27              | 10          | 190  | 72        |
|         | 0303654 | 2300 | 24   | 2000               | 12/27              | 12          | 190  | 72        |



**X4**  
suitable for boats from 18 to 25 mt. Low with gypsy only. High with drum and gypsy.  
**Complete with control box and handle.**

